

**TELANGANA UNIVERSITY**  
**DICHPALLY, NIZAMABAD-503 322 A.P.**  
(Established under the Act. No. 28 of 2006, A.P.)

(website: [www.telanganauniversity.ac.in](http://www.telanganauniversity.ac.in))



**COURSE: M.Sc (ZOOLOGY)**

# TELANGANA UNIVERSITY

FACULTY OF SCIENCE  
DEPARTMENT OF ZOOLOGY

Year	Semester	Paper	Paper title	Teaching hours /week	Credits	Maximum marks			
						IA	END EXAMS	TOTAL	
I YR	I	CORE I	SB	4	4	30	70	100	
		CORE II	ECB	4	4	30	70	100	
		CORE III	IMM	4	4	30	70	100	
		CORE IV	TSEAI	4	4	30	70	100	
		PRACTICAL I	SB	4	2		50	50	
		PRACTICAL II	ECB	4	2		50	50	
		PRACTICAL III	IMM	4	2		50	50	
		PRACTICAL IV	TSEAI	4	2		50	50	
		TOTAL				32	24		
	II	CORE I	TTB	4	4	30	70	100	
		CORE II	AP	4	4	30	70	100	
		CORE III	MDGB	4	4	30	70	100	
		CORE IV	EFAV	4	4	30	70	100	
		PRACTICAL I	TTB	4	2		50	50	
		PRACTICAL II	AP	4	2		50	50	
		PRACTICAL III	MDGB	4	2		50	50	
		PRACTICAL IV	EFAV	4	2		50	50	
		TOTAL				32	24		
II YR	III	CORE I	FB	4	4	30	70	100	
		CORE II	SC	4	4	30	70	100	
		III ELECTIVE I	FSH-I	4	4	30	70	100	
		IV ELECTIVE II	PST-I	4	4	30	70	100	
		PRACTICAL I	FB	4	2		50	50	
		PRACTICAL II	SC	4	2		50	50	
		PRACTICAL III	FSH-I	4	2		50	50	
		PRACTICAL IV	PST-I	4	2		50	50	
		TOTAL				32	24		
	IV	CORE I	ABT	4	4	30	70	100	
		CORE II	END	4	4	30	70	100	
		III ELECTIVE I	FSH-II	4	4	30	70	100	
		IV ELECTIVE II	PST-II	4	4	30	70	100	
		PRACTICAL I	ABT	4	2		50	50	
		PRACTICAL II	END	4	2		50	50	
		PRACTICAL III	FSH-II	4	2		50	50	
		PRACTICAL IV	PST-II	4	2		50	50	
		TOTAL				32	24		
GRAND TOTAL					96			2400	



**Dean**  
Faculty of Science and  
Computer Science  
Telangana University



**Chairman**  
Board of Studies  
Department of Zoology  
Telangana University



**HEAD**  
DEPARTMENT OF ZOOLOGY  
SOUTH CAMPUS (BTS), BHILNOUR  
TELANGANA UNIVERSITY  
KAMAREDDY ROAD

NIZAMABAD-503 322 (T.S)


Dichpally, Nizamabad-503322


# TELANGANA UNIVERSITY


FACULTY OF SCIENCE

DEPARTMENT OF ZOOLOGY –SEMESTER WISE PAPER TITLES

SEMESTER	PAPER NO.	PAPER TITLES	
SEMESTER-I	I	STRUCTURAL BIOLOGY	SB
	II	ENVIRONMENTAL AND CONSERVATION BIOLOGY	ECB
	III	IMMUNOLOGY	IMM
	IV	TAXONOMY ,SYSTEMATICS AND FUNCTIONAL ANATOMY OF INVERTEBRATES	TSFAI
SEMESTER-II	I	TOOLS, TECHNIQUES AND BIOSTATISTICS(TTB)	TTB
	II	ANIMAL PHYSIOLOGY (AP)	AP
	III	MOLECULAR GENETICS AND DEVELOPMENTAL BIOLOGY(MGDB)	MGDB
	IV	EVOLUTION AND FUNCTIONAL ANATOMY OF VERTEBRATES(EFAV)	EFAV
SEMESTER-III	I	FISH BIOLOGY	FB
	II	SERICULTURE	SC
	III	FISHERIES-I	
	IV	PARASITOLOGY	
SEMESTER-IV	I	ANIMAL BIOTECHNOLOGY (ABT)	ABT
	II	ENDOCRINOLOGY (END)	END
	III	FISHERIES-II	
	IV	PARASITOLOGY-II	

  
**Dean**  
Faculty of Science and  
Computer Science  
TELANGANA UNIVERSITY  
NIZAMABAD-503 322 (T.S)

  
**Chairman**  
Board of Studies  
Department of Zoolozy  
Telangana University  
Dichpally, Nizamabad-503322

  
**HEAD**  
DEPARTMENT OF ZOOLOG  
SOUTH CAMPUS (BTS), BHIKNOOR  
TELANGANA UNIVERSITY  
KAMAREDDY-503102

M.Sc. Zoology  
Semester I  
CORE PAPER

Paper I

Zoo\_101

Title Structural Biology [SB]

**UNIT I—Basic concepts of Biomolecules and Structural Biology**

15 Hrs

- 1.1 Biomolecules and their significance – carbohydrates, proteins, amino acids, nucleic acids And lipids.
- 1.2 Chemistry and structure of mono, oligo and polysaccharides. Deoxysugars, amino sugars And glycosides
- 1.3 Classification and structures of proteins – primary, secondary, tertiary and quaternary.
- 1.4 Classification, structure and function of lipids, fatty acids, triglycerides; phospholipids, Cerebrosides, steroids
- 1.5 Nucleic acids – Structure of DNA and RNA, DNA polymorphism, RNA types.

**UNIT II—Enzymes and Metabolism**

15 Hrs

- 2.1 Classification, nomenclature and properties of enzymes – catalysis and energy of activation; Enzyme kinetics, Michaelis–Menten Constant; ( $K_m$  values) and LB plot; Mechanism of enzyme action and regulation of enzyme activity
- 2.2 Metabolism of carbohydrates – Glycolysis; TCA cycle; Gluconeogenesis; biological Oxidation; role of respiratory chain in energy capture; ATP synthesis
- 2.3 Catabolism of amino acids – Transamination, deamination and decarboxylation
- 2.4 Oxidation and biosynthesis of fatty acids
- 2.5 Metabolic disorders of different biomolecules (carbohydrates, proteins, lipids)

**UNIT III—Cellular Organization**

15 Hrs

- 3.1 Molecular organization and functions of cell membranes
- 3.2 Cell permeability – Transport across the cell membrane; transport of small molecules; Carrier proteins; Ion pumps; membrane bound enzymes
- 3.3 Cell communications – Inter cellular communication and gap junctions; chemical signaling between the cells; strategies of chemical signaling
- 3.4 Signaling mediated by intracellular receptors; signaling mediated cell surface receptors – Second and Third messengers; C-AMP, G-proteins,  $Ca^{++}$ , Inositol Triphosphate ( $IP_3$ ) and Prostaglandins
- 3.5 Cell cycle; molecular events in cell cycle; mitotic spindle

**UNIT IV - Functional Biology of Nucleic Acids**

15 Hrs

- 4.1 DNA replication – semi conservative, enzymology of DNA replication, replication of circular DNA, initiation, elongation and termination of replication process. Proof reading function of DNA polymerases.
- 4.2 Enzymatic synthesis of RNA.
- 4.3 Protein synthesis – Events of protein synthesis; transcription in prokaryotes and Eukaryotes; post transcriptional processing.
- 4.4 Regulation of genetic code – Wobblers' concept, translation in prokaryotes and eukaryotes.
- 4.5 DNA repair mechanism – High fidelity of DNA sequence – Repair of damage caused by UV Light, Eukaryotes repair systems.

  
Dean

Faculty of Science and  
Computer Science



Chairman  
Board of Studies

  
HEAD

DEPARTMENT OF ZOOLOGY  
SOUTH CAMPUS (BTS), BHILNOR

NIZAMABAD-503 322 (T.S)

Telangana University  
Dichpally, Nizamabad-503322

KAMAREDDY

## M.Sc. Zoology

### PRACTICAL

- 1 Determination of proteins by Biuret method/ Folin Phenol method
- 2 Determination of glucose by Somogi / Anthrone method
- 3 Determination of lipids by Vanlin method
- 4 Determination of glycogen by Kemp's method
- 5 Estimation of cholesterol
- 6 Determination of enzyme activities of SDH and LDH
- 7 Effect of substrate concentration and pH on SDH activity
- 8 Protein fractionation using sodium sulphate
- 9 Estimation of DNA and RNA
- 10 Electrophoretic analysis of proteins/DNA
- 11 Feulgen reaction method for DNA localization.
- 12 Submission of assignment on structure of Biomolecules, mechanism of enzyme action, Metabolic cycles, DNA, RNA, protein synthesis.

**[To be submitted at the time of Examination – 10 Marks]**

### Suggested Books

- 1 Textbook of Biochemistry by Harper
- 2 Textbook of Biochemistry by Lehninger
- 3 Textbook of Biochemistry by Stryer and Stryer
- 4 Textbook of Biochemistry by Conn and Stumpf
- 5 Textbook of Biochemistry by A.B.V. Rama Rao
- 6 Cell and molecular biology by De Robertis and De Robertis, 8<sup>th</sup> Ed.
- 7 Molecular Biology by Friefielder
- 8 Molecular cell biology by Darnell, Lodish and Baltimore (Scientific American Books)
- 9 Molecular biology by H. D. Kumar
- 10 Biochemistry and molecular biology by W. H. Elliot and D. C. Elliot (OU Press)
- 11 Molecular Biology of Cell by Bruce Alberts et al.
- 12 Cell by Karp



**Dean**

Faculty of Science and  
Computer Science  
TELANGANA UNIVERSITY  
NIZAMABAD-503 322 (T.S)



**Chairman**  
Board of Studies

Department of Zoology  
Telangana University  
Dichpally, Nizamabad-503322



**HEAD**

DEPARTMENT OF ZOOLOGY  
SOUTH CAMPUS (BTS), BHIKNOOR  
TELANGANA UNIVERSITY  
KAMAREDDY-503102

M.Sc. Zoology  
Semester I  
CORE PAPER

Paper II

Code Zoo\_102

Title Environmental and Conservation Biology [ECB]

**UNIT I – Basic concepts of Ecology**

15 Hrs

- 1.1 Laws of limiting factor, Laws of minimum, Laws of Tolerance and Tragedy of commons
- 1.2 Micronutrients and macronutrients
- 1.3 Types of ecosystem – freshwater, marine and terrestrial
- 1.4 Population characteristics and dynamics – conceptual approach
- 1.5 Growth curves and pyramids; sigmoid curve, J curve and hyperbola; logistic equation and Concepts relating to growth

**UNIT II – Community Organization and Structure**

15 Hrs

- 2.1 Community analysis, species diversity, ecotone concept and edge effect; Interaction Between Environment and Biota Habitat and ecological niche and niche overlap; concept Of biome
- 2.2 Concepts of productivity; eutrophication of lakes; biological indicator and water quality
- 2.3 Ecosystem dynamics and management; stability and complexity of ecosystem
- 2.4 Biogeochemical cycles; inorganic pollutants and their impact SO<sub>2</sub>, NO<sub>2</sub>, CO, Phosphates, Heavy metals (Arsenic, Lead and Mercury); radioactive nucleotides and their impact on Biological system
- 2.5 Acid rain sources and its impact on biological system; green house effect and ozone Depletion

**UNIT III - Biogeography of India, Habitats and Resources**


15 Hrs

- 3.1 Classical concepts of biogeography – continental drift, endemism, refugia
- 3.2 Biogeographical regions of India and their salient features
- 3.3 Classification, function and values of habitats – Freshwater wetlands, deserts, grasslands And forests
- 3.4 Concepts of natural resources – renewable and non-renewable resources
- 3.5 Overexploitation of resources – deforestation, water table depletion and land Degradation


**UNIT IV - Natural Resource Management**

15 Hrs

- 4.1 Environmental Impact Assessment – principle, scope and purpose
- 4.2 Role of ecological restoration in conservation; displacement and settlement of local Communities
- 4.3 Major conservation movements in India; NGOs in conservation efforts
- 4.4 Community diversity resources use and management; conflict management and Resolution
- 4.5 National legislations for protecting biological resources – Biodiversity Act, 2002 and Biodiversity Rules, 2004

  
Dean  
Faculty of Science and  
Computer Science  
TELANGANA UNIVERSITY  
NIZAMABAD-503 322 (T.S)

  
Chairman  
Board of Studies  
Department of Zoology  
Telangana University  
Nizamabad, Nizamabad-503322

  
HEAD  
DEPARTMENT OF ZOOLOGY  
SOUTH CAMPUS (BTS), BHILKNOOR  
TELANGANA UNIVERSITY  
KAMAREDDY-503102

## M.Sc. Zoology

### PRACTICAL

- 1 Estimation of phosphates from the water sample
- 2 Estimation of nitrates and nitrites
- 3 Estimation of magnesium
- 4 Estimation of calcium
- 5 Biological indicators of water quality and their population dynamics – collection of water Sample
- 6 Identification, enumeration of zooplankton, and their ecological significance
- 7 Estimation of total alkalinity of water and soil
- 8 Estimation of particulate matter in air
- 9 Draw the biogeographical regions of India and provide in brief the salient features of Each biogeographical zone
- 10 Enumerate the biological diversity (zooplanktons and birds) using the habitat of Freshwater lake in your place
- 11 Enumerate the diversity (plants and animals) use and their management in a Community/village near your place

### Suggested Books

- 1 Caughley, G., and A. Gunn. 1996. Conservation Biology in Theory and Practice. Blackwell Science, Cambridge, Massachusetts, U.S.A.
- 2 Cox, G. W. 2005. Conservation Biology: Concepts and Applications. McGraw-Hill, Dubuque, Iowa, U.S.A.
- 3 Dasmann, R., 1981. Wildlife Biology, 2nd ed. John Wiley and Sons, NY
- 4 Dobson, A. P. 1996. Conservation and Biodiversity. Scientific American Library, New York, New York, U.S.A.
- 5 Jeffries, M. J. 1997. Biodiversity and Conservation. Routledge, New York, New York, U.S.A.
- 6 Mills, L. Scott 2006. Conservation of Wildlife Populations. Blackwell Science, Oxford, U. K.
- 7 Milner-Gulland, E. J., and R. Mace. 1998. Conservation of Biological Resources. Blackwell Science, Oxford, U.K.
- 8 Morris, W. F., and D. F. Doak 2002. Quantitative Conservation Biology: Theory and Practice of Population Viability Analysis. Sinauer Associates, Sunderland, Massachusetts, U.S.A.
- 9 Sinclair, A. R. E., J. M. Fryxell, and G. Caughley 2006. Wildlife Ecology, Conservation and Management, Blackwell Publishing
- 10 Soulé ME (Ed) 1986. Conservation biology: the science of scarcity and diversity- Sinauer, Sunderland
- 11 Bram F. Noble 2005. Introduction to Environmental Impact Assessment: A Guide to Principles and Practice. Oxford University Press, London
- 12 John A. Wiens and Michael R. Moss 2005. Issues and Perspectives in Landscape Ecology. Cambridge University Press, London
- 13 Aparna Sawhney 2004. The New Face of Environmental Management in India. Ashgates Publishing Ltd., Sheffield



Dean



Chairman



HEAD

Faculty of Science and  
Computer Science  
TELANGANA UNIVERSITY  
NIZAMABAD-503 322 (T.S)

Department of Zoology  
Telangana University  
Dichpally, Nizamabad-503322

DEPARTMENT OF ZOOLOGY  
SOUTH CAMPUS (BTS), BARKHOOR  
TELANGANA UNIVERSITY  
KAMAREDDY-503102

M.Sc. Zoology  
Semester I  
CORE PAPER

Paper III

Code Zoo\_103

Title Immunology [IMM]

**UNIT I – Introduction to Immune System**

15 Hrs

- 1.1 Phylogeny of Immune system –Invertebrates and Vertebrates
- 1.2 Immune system – Innate and adaptive immunity, humoral mediated immunity and cell mediated immunity
- 1.3 Cells involved in immune system; role of macrophages in immunity
- 1.4 The Lymphoid tissues – primary and secondary lymphoid organs, lymphatic traffic
- 1.5 Activation of B- and T- Cells; production of effectors – antibodies and cytokines

**UNIT II – Antigen-Antibody Nature and Complement System**

15 Hrs

- 2.1 Antigens nature, epitope, haptens, antigen presenting cells, adjuvants, antigenicity
- 2.2 Immunoglobulin's structure, function and classification of antibodies.
- 2.3 Monoclonal antibodies and its application. Antigen antibody reactions. Immunological Techniques -Principles and applications of ELISA, RIA, Immunoprecipitation, FISH and GISH
- 2.4 Complement system – Components of complement system, pathways - classical and Alternative, biological consequences of complement activation and complement significance
- 2.5 Major histocompatibility complex (MHC) structure and function; genetic control of Immunoresponses; MHC restriction

**UNIT III – Hypersensitivity Reactions and Autoimmune Diseases**

15 Hrs

- 3.1 Hypersensitivity – Classification of hypersensitivity reactions; Type-I – Anaphylactic Hypersensitivity; Type – II Antibody – mediated cytotoxic hypersensitivity.
- 3.2 Type-III – Immune complex mediated hyper sensitivity; Type – IV Cell mediated (Delayed) Hypersensitivity.
- 3.3 Autoimmune diseases – Organ specific auto immune diseases – Grave's disease, insulin–dependent *diabetes mellitus* (type-I diabetes).
- 3.4 Autoimmune diseases – Systemic autoimmune diseases – Systemic Lupus Erythematosus (SLE), Rheumatoid arthritis.
- 3.5 Genetic factors, pathogenesis and treatment of autoimmune diseases.

**UNIT IV – Transplantation and Tumour Immunology**

15 Hrs

- 4.1 Transplantation – Barriers to transplantation.
- 4.2 Genetic predisposition for graft rejection, prevention of rejection.
- 4.3 Immunity to infection – viruses, bacteria, fungi, parasites, nature of interaction; immunopathological considerations.
- 4.4 Tumor immunology – Immunity to tumors, tumor specific antigens.
- 4.5 Immunosurveillance.



Dean  
Faculty of Science and  
Computer Science  
TELANGANA UNIVERSITY  
HYDARABAD-503 322 (T.S)



Chairman  
Board of Studies  
Department of Zoology  
Telangana University  
Hyderabad-503322



HEAD  
DEPARTMENT OF ZOOLOGY  
SOUTH CAMPUS (BTS), BHILKHOOR  
TELANGANA UNIVERSITY  
KAMAREDDY-503102



**M.Sc. Zoology**

**PRACTICAL**

- 1 Agglutination test
- 2 Precipitation
- 3 Demonstration of Immunoelectrophoresis
- 4 Neutralization and complement fixation
- 5 Separation of lymphocytes
- 6 Collection of macrophages and their characterization
- 7 Immunization schedules and rising of antibodies
- 8 Identification of histological slides of lymphoid tissue - Spleen, thymus, lymph node and Bone marrow
- 9 Demonstration of lymphocyte transformation test with nitrogen and an antigen

**Suggested Books**

- 1 Immunology, Kuby, W.F.Freeman, U.S.A
- 2 Fundamentals of Immunology, W.Paul
- 3 Essentials of Immunology, I.M.Roitt
- 4 Immunology A Foundation Test by Basiro Davey
- 5 An introduction to immunology, by Ian R. Tizard



**Dean**  
Faculty of Science and  
Computer Science  
TELANGANA UNIVERSITY  
NIZAMABAD-503 322 (T.9)



**Chairman**  
Board of Studies  
Department of Zoology  
Telangana University  
Nizamabad-503322



**HEAD**  
DEPARTMENT OF ZOOLOGY  
SOUTH CAMPUS (BTS), BHIKNOOR  
TELANGANA UNIVERSITY  
Nizamabad-503322

M.Sc. Zoology  
Semester I  
CORE PAPER

Paper IV

Code Zoo\_104

Title Taxonomy, Systematics and Functional Anatomy of Invertebrates [TSFAI]

**UNIT I - Biosystematics and Taxonomy**

15 Hrs

- 1.1 Basic concepts of biosystematics, taxonomy and classification
- 1.2 Recent trends in biosystematics — molecular taxonomy
- 1.3 Taxonomic hierarchies, species concepts.
- 1.4 International Code for Zoological Nomenclature (ICZN) – operative principles, Interpretation and application of important rules; basis of scientific names
- 1.5 Concepts of Prokarya, Eukarya, Protostomia and Deuterostomia; Significance of Symmetry, coelom and metamerism

**UNIT II– Protozoa to Platy helminthes**

15 Hrs

- 2.1 Structure and functions of Locomotory organs in protozoans, reproduction in protozoa, conjugation in verticella
- 2.2 Porifera:-sycon canal system, life cycle
- 2.3 Platy helminthes:- Polyembryons
- 2.4 Life cycles and modes of transmission, *Paragonimus westermani*, *Diphyllobothrium Latum*.
- 2.5 Overview of reproduction and development in Protozoa, Proifera, Cnidaria, Ctenophora And Platy helminthes

**UNIT III - Annelida to Echinodermata**

15 Hrs

- 3.1 Filter feeding in polychaetes and respiration in Annelida.
- 3.2 Shell in mollusca; respiration in mollusca foot in molluscs
- 3.3 Arthropoda; social life in insects; respiration and excretion in arthropods
- 3.4 Echinodermata; Autotomy and regeneration in echinodumata
- 3.5 Overview of reproduction, development and phylogenetic significance of the larval forms of Arthropoda and Echinodermata

**UNIT IV - Minor and Other Phyla**

15 Hrs

- 4.1 Systematic position, general organization and affinities of Ctenophora and Nemertea (Rhynchoceola)
- 4.2 Systematic position, general organization and affinities of Rotifera
- 4.3 Systematic position, general organization and affinities of Bryozoa (Ectoprocta).
- 4.4 Systematic position, general organization and affinities of Onychophora and Chaetognatha
- 4.5 Systematic position, general organization and affinities of Hemichordata



Dean  
Faculty of Science and  
Computer Science  
TELANGANA UNIVERSITY  
NIZAMABAD-503 322 (T.S)



Chairman  
Board of Studies  
Department of Zooloogy  
Telangana University  
Dichpally, Nizamabad-503322



HEAD  
DEPARTMENT OF ZOOLOGY  
SOUTH CAMPUS (BTS), BHIKNOOR  
TELANGANA UNIVERSITY  
KAMAREDDY-503102


## M.Sc. Zoology


### PRACTICAL


- 1 Salient characteristics, identification and classification of representative types of Invertebrate groups from Protozoa, Porifera, Cnidaria, Ctenophora, Annelida, Mollusca, Arthropoda, Echinodermata and Hemichordata
- 2 Preparation of permanent slides of mouth parts of house fly, mosquitoes and silk moth
- 3 Collection and identification of invertebrates in pond water
- 4 Collection and identification of parasites from cockroach
- 5 Dissections –
  1. Minor – a) Reproductive system of cockroach, b) Mouth parts of cockroach
  2. Major – a) Nervous system of prawn

### Suggested Books

- 1 Principles of systematic Zoology (2nd Edition) by E. Mayer and P.D. Ashlock
- 2 A Textbook of Zoology Vol. I by Parker and Haswell (Revised)
- 3 The Invertebrates Vol. I to Vol. VI by L. H. Hyman
- 4 Invertebrate structure and function by E. J. W. Barrington
- 5 Invertebrate Zoology by P. A. Meglitsch (Oxford Press)
6. Life of Invertebrates by Russel Hunter
7. Invertebrate Zoology by Rupport and Barnes (Saunders College Publishing Co.)
8. Life of Invertebrates by S. N. Prasad
9. Evolutionary Biology by Eric C. Mitkoff
10. Worms and Man by D. W. T. Crompton
11. Parasitology by Noble and Noble
12. Regeneration by S. M. Rose–Appleton (Century Crofts)

  
**Dean**  
Faculty of Science and  
Computer Science  
TELANGANA UNIVERSITY  
NIZAMABAD-503 322 (T.S)

  
**Chairman**  
Board of Studies  
Department of Zoology  
Telangana University  
Nizamabad-503322

  
**HEAD**  
DEPARTMENT OF ZOOLOGY  
SOUTH CAMPUS (BTS), BHIKNOOR  
TELANGANA UNIVERSITY  
KAMAREDDY-503102

**M.Sc. Zoology**  
**Semester II**  
**CORE PAPER**

**Paper I**

**Zoo\_201**

**Title Tools, Techniques and Biostatistics [TTB]**

**UNIT I - Tools and Separation Techniques**

15 Hrs

- 1.1 Principles of microscopy – light, UV, confocal, phase contrast, fluorescent, electron Microscopy (SEM & TEM)
- 1.2 Principles of histology – microtomy – tissue fixation, staining, mounting, histochemistry
- 1.3 Homogenization; cell fractionation; centrifugation – principles and applications of Preparative, analytical and ultra centrifugation
- 1.4 Chromatographic techniques – principle and applications of adsorption, affinity, Partition, permeation, ion-exchange, column, TLC, GLC, HPLC
- 1.5 Electrophoresis techniques – principles and applications of continuous, disc, Isoelectrofocussing, isotachopheresis.

**UNIT II - Separation and Diagnostic Techniques**

15 Hrs

- 2.1 Spectroscopic techniques – principles and applications of visible, UV, fluorescence, IR, ESR, NMR and mass spectroscopy
- 2.2 Radioisotope techniques – principles and application of Geiger-Muller counter, scintillation counter, tracer studies, autoradiography
- 2.3 Electrophysiological techniques – principles and applications of single neuron recording, Patch clamp recording.
- 2.4 Imaging techniques - ECG, PET, MRI, fMRI and CAT
- 2.5 Microarray techniques – principles and applications of DNA, RNA and Protein microarray Techniques

**UNIT III - Biostatistics I – Introduction, Measures and Theories of Probability**

15 Hrs


- 3.1 Statistical data, organization, classification and tabulation of data; Frequency distribution And graphical representation of data
- 3.2 Measures of central tendency – Mathematical average (Mean – Arithmetic, Geometric & Harmonic Mean) and Positional Averages (Median and Mode)
- 3.3 Measures of dispersion (or variability) – types, range, quartile deviation, mean deviation, Variance, standard deviation, coefficient of variance
- 3.4 Basics of Probability – Concept of probability, addition and multiplication laws of Probability and application to the problems of biology
- 3.5 Probability distribution – Definition, Types, properties and applications – Normal, Binomial and Poisson distributions


**UNIT IV - Biostatistics II – Hypothesis testing and Inferential Statistics**

15 Hrs

- 4.1 Sampling – concept, sampling distribution of mean, standard error; Random variable – Concept, expectation and variance of random variable
- 4.2 Statistical estimation – types, methods and applications; Statistical hypothesis – types, Testing (hypothesis, null hypothesis, alternate hypothesis), decision making (Type I & Type II errors), determination (fixation of level of significance)
- 4.3 Nonparametric tests – Assumptions, applications of Sign Test, Wilcoxon Signed Rank Test, Man-Whitney Test
- 4.4 Parametric tests – Student's t-Test; Analysis of Variance (ANOVA or F-Ratio: One way and Two-way analysis); Chi-square test (Test of Independence and Test of Goodness of Fit)
- 4.5 Correlation and regression analysis concepts and their application

  
**Dean**  
Faculty of Science and  
Computer Science  
TELANGANA UNIVERSITY  
KAMAREDDY-503 322 (T.S.)

  
**Chairman**  
Board of Studies  
Department of Zoology  
Telangana University  
Dichpally, Nizamabad-503322

  
**HEAD**  
DEPARTMENT OF ZOOLOGY  
SOUTH CAMPUS (BTS), BHIKNOOR,  
TELANGANA UNIVERSITY  
KAMAREDDY-503102

## M.Sc. Zoology

### PRACTICAL

- 1 To fix a tissue with Bouin's fixative and stain using haematoxylin – eosin stain for Histochemical studies
- 2 To prepare a paraffin block of tissue for microtomy for making sections of tissue for Histochemical studies
- 3 Quantitative detection of total carbohydrates using Anthrone technique
- 4 Quantitative detection of total lipids using sulpho-phosphovanillin technique
- 5 Quantitative detection of total proteins using Lowry et al's Biuret technique
- 6 Graphic presentation of data – bar diagram, histogram, frequency polygon and pie chart
- 7 Calculation of measures of central tendencies – mean, median and mode
- 8 Calculation of measures of dispersions – range, mean deviation, standard deviation, Variance and coefficient of variance
- 9 Computation of test of significance – comparison of sample mean with population mean And two sample means
- 10 Calculate the coefficient of correlation between two variables
- 11 Computation of linear regression
- 12 Computation of One Way Analysis of Variance (ANOVA)
- 13 Using Chi Square Test, test the independence of two variables

### Suggested Books

- 1 Principles and techniques of Practical Biochemistry Ed. B.L. Williams & K. Wilson, Arnold Publishers
- 2 Practical Biochemistry by Plummer
- 3 Immunology – Roit
- 4 Cell and Molecular Biology – DeRobertis
- 5 Cell and Molecular Biology – Ladish et al.
- 6 Statistical methods, Snedecor, G.W. and W.G. Cochran, Iowa State Univ. Press
- 7 Biometry by W. H. Freeman and Francisco
- 8 Fundamentals of Biometry by L.N. Balaram (1980)
- 9 Biostatistics by N. Gurumani
- 10 Techniques in life sciences – by Tembhares



**Dean**  
Faculty of Science and  
Computer Science  
TELANGANA UNIVERSITY  
NIZAMABAD-503 322 (T.S)



**Chairman**  
Board of Studies  
Department of Zoology  
Telangana University  
Dichpally, Nizamabad-503322



**HEAD**  
DEPARTMENT OF ZOOLOGY  
SOUTH CAMPUS (BTS), BHIKNOOR  
TELANGANA UNIVERSITY  
KAMAREDDY-503102

M.Sc. Zoology  
Semester II  
CORE PAPER

Code Zoo\_202

Paper II

Title **Animal Physiology [AP]**

**UNIT I – Digestion-Respiration- Circulation**

15 Hrs

- 1.1 Cellulose digestion –Ruminant and non-ruminant digestion; absorption in mammals; Events of absorptive and post absorptive states and their regulation (Endocrine and Neural).
- 1.2 Respiration – Cascade of oxygen transport to tissues at high altitude; adaptation to Diving.
- 1.3 Responses to CO<sub>2</sub> and O<sub>2</sub> rich environment; oxygen toxicity; hypercapnea, control of respiration.
- 1.4 Buffering mechanisms by body fluids.
- 1.5 Circulation - Cardiac cycle and principles of hemodynamics; blood Coagulation, haematome formation; Anti-coagulants.

**UNIT II– Osmoregulation, Excretion and thermoregulation**

15 Hrs

- 2.1 Osmoregulation – Osmoregulatory problems in brackish water, fresh water and marine Organisms; osmotic problems in terrestrial animals; hormonal control of Osmoregulation.
- 2.2 Excretion – Urine formation, counter current mechanism; juxtglomerular apparatus, Rennin-angiotensin system; hormonal regulation – ADH and aldosterone.
- 2.3 Detoxification of nitrogen products; purine cycle and miscellaneous detoxification pathways.
- 2.4 Thermal physiology – temperature regulation in poikilotherms,homeotherms and heterotherms, and their mechanisms of survival; central control of homeothermy.
- 2.5 Cold death, cold resistance, heat death; Torpor, hibernation and aestivation.

**UNIT III– Muscle Physiology, Neurophysiology & Receptors**

15 Hrs

- 3.1 Comparative molecular structure and function of skeletal, smooth and cardiac muscles; Energy metabolism in skeletal muscle, muscle fatigue.
- 3.2 Types of neurons and glial cells.
- 3.3 Basis and significance of membrane potentials, equilibrium potentials, their change During stimulus, Na, K currents in action potential.
- 3.4 Types of synapses, synaptic transmission - electrical and chemical; synaptic inhibition and Neurotransmitters.
- 3.5 Receptors – Receptor mechanisms, sensory coding; Mechanoreceptors, photochemical Aspects of vision and phonoreception in mammals.

**UNIT IV – Endocrinology, Bioluminescence & Stress Physiology**

15 Hrs

- 4.1 Structure and function of endocrine glands of invertebrate.
- 4.2 Structure and function of endocrine glands of vertebrate.
- 4.3 Mechanism of hormone action (peptide and steroid hormones).
- 4.4 Bioluminescence-luminiscent organisms-neural control. Biochemistry and significance of Luminescence.
- 4.5 Stress – resistance to stress, functions of hormones and sympathetic nervous system in stress



Dean

Faculty of Science and  
Computer Science  
TELANGANA UNIVERSITY  
NIZAMABAD-503 322 (T.S)



Chairman

Department of Zoology  
Telangana University  
Dichpally, Nizamabad-503322



HEAD

DEPARTMENT OF ZOOLOGY  
TELANGANA UNIVERSITY  
KAMAREDDY-503102

## M.Sc. Zoology

### PRACTICAL

- 1 Estimation of blood chlorides under hetero osmotic media.
- 2 Cold and heat stress on metabolic rate in tilapia fish/crab.
- 3 Effect of heat stress on glycogen levels in tilapia fish/crab.
- 4 Estimation of Acetylcholinesterase activity.
- 5 Estimation of phosphorylase activity.
- 6 Adrenalin and insulin induced changes in blood glucose levels in rat/mice.
- 7 Kymographic recordings of twitch, tetanus and fatigue.
- 8 Estimation of Hb, ESR and blood clotting time.
- 9 Cell fragility.

### Suggested Books


- 1 Principles of Animal Physiology by D.W. Wood.
- 2 Principles of Animal Physiology by Gordon.
- 3 Animal Physiology-Adaptations and environment by Schmidt-Nielson.
- 4 Principles of Animal Physiology by Wilson.
- 5 Text Book of Medical Physiology by Guyton.
- 6 General & Comparative Animal Physiology By William Hoar.
- 7 Comparative Animal Physiology by Florey.
- 8 Comparative Animal Physiology by L.C.Prosser.
- 9 Human Physiology by vander .

### Syllabus Committee

- 1 Prof. Sugita Mathur
- 2 Dr. Rafath Yasmeen
- 3 Dr. S. Padmaja
- 4 Dr. Jyothi

  
**Dean**  
Faculty of Science and  
Computer Science  
TELANGANA UNIVERSITY  
NIZAMABAD-503 322 (T.S)

  
**Chairman**  
Board of Studies  
Department of Zoology  
Telangana University  
Dighally, Nizamabad-503322

  
**HEAD**  
DEPARTMENT OF ZOOLOGY  
SOUTH CAMPUS (BTS), BHIKNOOR  
TELANGANA UNIVERSITY  
KAMAREDDY 502402

M.Sc. Zoology  
Semester II  
CORE PAPER

Paper III

Code Zoo\_203

Title **Molecular Genetics And Developmental Biology**

**UNIT I - Introduction to Genetics**

15 Hrs

- 1.1 Mendelism, Mendelian inheritance; modification of Mendelian inheritance.
- 1.2 Linkage studies, crossing over and extra chromosomal inheritance, multiple alleles, blood Group antigens.
- 1.3 Chromosome structure (Prokaryote and Eukaryote); identification, karyotype.
- 1.4 Genetic disorders – chromosomal disorders, inborn errors of metabolism and polygenic And Environmental disorders.
- 1.5 Bacterial genetics – transformation, transduction, conjugation, viral lytic and lysogenic Cycle.

**UNIT II – Molecular Genetics**

15 Hrs

- 2.1 Introduction of DNA technology – Restriction endonucleases, methods of ligation – DNA ligases, ligation of fragment with cohesive and blunt ends.
- 2.2 Features of vectors – cosmids, plasmids and shuttle vector with one example representing each class construction and characterization of new cloning vectors
- 2.3 Applied molecular biology – DNA sequences – Maxam and Gilbert methods, Sanger's Method. Application of recombinant DNA technology with reference to the example of Insulin, somatostatin, and interferon. DNA fingerprinting and its application
- 2.4 Cloning strategies – Shotgun cloning, construction of gene libraries, genomic library and DNA library
- 2.5 Hybridization techniques – Southern blot, Northern blot, R-loop mapping methods, *In situ* Hybridization

**UNIT III – Overview of Developmental Biology**

15 Hrs

- 3.1 Scope and importance of developmental biology
- 3.2 Gametogenesis; spermatogenesis, oogenesis, vitellogenesis and chemo differentiation
- 3.3 Fertilization, parthenogenesis and its significance
- 3.4 Types of cleavage, mechanism of cleavage, chemical changes during cleavage
- 3.5 Role of cytoplasm and nucleus during early development; morphogenetic movements, Presumptive areas and fate maps

**UNIT IV – Organogenesis**

15 Hrs

- 4.1 Gastrulation, metabolic events during gastrulation and rudimentary organs formation
- 4.2 Concept of organisers and induction – Neural tubule formation
- 4.3 Organogenesis: limb, central nervous system, heart, kidney and eye
- 4.4 Role of hormones in metamorphosis of insects and frog; regeneration in Cnidaria, Echinodermata, Amphibia (limb and tail regeneration), and Reptiles (tail regeneration)
- 4.5 Teratogenesis– genetic and environmental; developmental mechanisms of teratogenesis



Dean  
Faculty of Science and  
Computer Science  
TELANGANA UNIVERSITY

NIZAMABAD-503 322 (T.S)



Chairman  
Department of Zoology  
Telangana University

Department of Zoology  
Telangana University  
Dichpally, Nizamabad-503372



HEAD

DEPARTMENT OF ZOOLOGY  
SOUTH CAMPUS (BTS), BHIKNOOR  
TELANGANA UNIVERSITY

KAMAREDDY-503102



## M.Sc. Zoology

### PRACTICAL

- 1 Identification of ABO Blood groups
- 2 Extraction of DNA from tissues
- 3 Extraction and isolation of RNA from tissues
- 4 Estimation of RNA, DNA in tissues
- 5 Estimation of structural proteins
- 6 Estimation of soluble proteins
- 7 Estimation of SDH activity in chick embryo
- 8 Estimation of LDH activity in chick embryo
- 9 Estimation of calcium in egg shell by EDTA method
- 10 Identification of chick embryo developmental stages – 24hrs, 48hrs, 72hrs, &96hrs

### Suggested Books

- 1 General genetics by Winchester
- 2 Molecular Biology of gene by Watson et al. Vol I & II
- 3 Genetics by Strickberger
- 4 Molecular Biology by Friefielder
- 5 Genetics by P.K. Gupta
- 6 Genes by Lewis
- 7 General genetics by S. R. B. Owen
- 8 Cell and molecular biology by De Robertis and De Robertis, 8th ed.
- 11 Molecular cell biology by Darnell, Lodish and Baltimore (Scientific American books)
- 12 Molecular biology by H. D. Kumar
- 13 Biochemistry and molecular biology by W. H. Elliot and D. C. Elliot (OUPress)
- 14 Text book of molecular biology by K. S. Sastry et al. (MacMillan Ind. Pvt. Ltd.)
- 15 Developmental Biology - patterns, problems and principles by W. Saunders Jr.
- 16 Principles of Animal Developmental Biology by S.C. Goel
- 17 Introduction to embryology by Balinsky
- 18 Developmental Biology S. Gilbert
- 19 Evolution by Savage
- 20 Process of organic evolution by Stebbings
- 21 Evolution of vertebrates by Colbert
- 22 Developmental Biology by Berryl



**Dean**  
Faculty of Science and  
Computer Science  
**TELANGANA UNIVERSITY**  
MEDICAL CAMPUS, 500 022 (T.S.)



**Chairman**  
Board of Studies  
Department of Zoology  
Telangana University  
Dichnally, Nizamshah, 502322



**HEAD**  
DEPARTMENT OF ZOOLOGY  
SOUTH CAMPUS (BTS), BHIKNER  
TELANGANA UNIVERSITY  
KAMAREDDY, 502322

M.Sc. Zoology  
Semester II  
CORE PAPER

Paper IV

Code Zoo\_204

Title Evolution and Functional Anatomy of Vertebrates [EFAV]

**UNIT I – Evolution**

15 Hrs

- 1.1 Concept of evolution and theories of evolution
- 1.2 Variation, gene mutation and chromosomal aberrations in evolution; genetic drift
- 1.3 Speciation – species concepts, categories; Modes of speciation – Allopatric, parapatric and sympatric speciation
- 1.4 Natural selection; patterns of evolution – sequential, divergent, convergent, gradual, Punctuated, monophyletic, polyphyletic and paraphyletic
- 1.5 Origin and evolution of primates and human

**UNIT II – Evolution of Vertebrates**

15 Hrs

- 2.1 Origin and salient features of Ostracoderm, Placoderm, Acanthodii, Sarcopterygii and Actinopterygii
- 2.2 Origin, salient features and adaptive radiation in amphibians – Lepospondyli and Lissamphibia
- 2.3 Origin, salient features and adaptive radiation in early and Mesozoic reptiles
- 2.4 Origin, salient features and adaptive radiation in birds – Palaeognathae and Neognathae
- 2.5 Origin, salient features and adaptive radiation in mammals – Prototheria and Theriiformes

**UNIT III – Functional Anatomy of Vertebrates – from fishes to mammals**

15 Hrs

- 3.1 Integumentary system – Integument and its derivatives
- 3.2 Skeletal system – Cranial and Post-Cranial (axial and appendicular) skeletal system
- 3.3 Nervous system – brain, spinal cord and peripheral nerves; sense organs
- 3.4 Respiratory and circulatory system; Digestive and excretory system
- 3.5 Reproductive system – comparison of male and female reproductive systems from fishes to mammals

**UNIT IV – Functional Anatomy of Vertebrates – Evolutionary significance**

15 Hrs

- 4.1 Evolutionary significance of internal fertilization, neoteny and paedogenesis
- 4.2 Amniotic egg – structure and its evolutionary significance
- 4.3 Basic plan of skull; Temporal fossae and their evolutionary significance; Vertebrate Jaw suspension
- 4.4 Types and evolutionary significance of axial and appendicular joints
- 4.5 Types and evolutionary significance of placenta; evolutionary significance of opposable thumb and bipedalism in primates (both non-human and human)



Dean  
Faculty of Science and  
Computer Science  
TELANGANA UNIVERSITY  
NIZAMABAD-503 322 (T.S.)



Chairman  
Board of Studies  
Department of Zoology  
Telangana University  
Dichpally, Nizamabad-503322



HEAD  
DEPARTMENT OF ZOOLOGY  
SOUTH CAMPUS (BTS), BHIKNOOR  
TELANGANA UNIVERSITY  
KAMAREDDY P.O.

## M.Sc. Zoology

### PRACTICAL

- 1 Salient characteristics, identification and classification of representative types of Vertebrate groups from Pisces, Amphibia, Reptilia, Aves and Mammalia
- 2 Collection and preparation of slides of ticks, mites, bed bug, human lice, fleas, Mosquitoes and house flies
- 3 Structure, bionomics and biology of earthworms. Commercially important prawns, Mussels and pearl oysters, harmful and useful insects and moths, cultivable fishes and Frogs
- 4 Dissections --
  1. Minor – a) Weberian ossicles of Labeo, and b) Respiratory trees of Clarius
  2. Major – a) Cranial nerves of Labeo (V, VII, IX & X cranial nerves, b) Cornea And pecten of chick

### Suggested Books

- 1 Principles of systematic Zoology (2nd Edition) by E. Mayr and P.D. Ashlock.
- 2 A Textbook of Zoology Vol. I by Parker & Haswell (Revised)
- 3 The Invertebrates Vol. I to Vol. VI by L. H. Hyman
- 4 Invertebrate Structure and Function by E. J. W. Barrington.
- 5 Invertebrate Zoology by P. A. Meglitsch (Oxford Press)
- 6 Life of Invertebrates by Russel Hunter
- 7 Invertebrate Zoology by Ruppert and Barnes (Saunders College Publishing Co.).
- 8 Life of Invertebrates by S. N. Prasad
- 9 Evolutionary Biology by Eric C. Mitkoff
- 10 Worms and Man by D. W. T. Crompton
- 11 Regeneration by S. M. Rose–Appleton (Century Crofts).
- 12 Parasitology by Noble & Noble.



**Dean**  
Faculty of Science and  
Computer Science  
LANGANA UNIVERSITY  
KAMAREDDY-503 322 (T.S)



**Chairman**  
Board of Studies  
Department of Zoology,  
Telangana University  
Dichpally, Nizamabad-503322



**HEAD**  
DEPARTMENT OF ZOOLOGY  
SOUTH CAMPUS (BTS), BHIKNOOR  
TELANGANA UNIVERSITY  
KAMAREDDY-503102

# SEMESTER- III

Core Paper

## PAPER - I: FISH BIOLOGY

### UNIT I - Introduction and Diversity of Fishes

15 Hrs

- 1.1. Introduction, general characteristics, evolutionary succession and fossil history of fishes.
- 1.2. The early evolution of fishes; Chondrichthian fishes - Sharks, Skates and Rays.
- 1.3. Characterization and classification of: Ostracoderms, placoderms, acanthodians, holocephali, And elasmobranchs.
- 1.4. Characterization and classification of cyclostomes, sarcopterygii, dipnoi, and actinopterygii.
- 1.5. Integumentary system - basic structure of skin, dermal and epidermal pigments, fins, and scales.

### UNIT II - Fishes habits and habitats

15 Hrs

- 2.1. Buoyancy – Dynamic lift and static lift; swim bladder- structure and function.
- 2.2. Locomotion – Myotomal muscles and caudal fin oscillation mechanisms
- 2.3. Feeding mechanisms – Food habits and feeding, fish as predators and prey; Food chains and Food webs.
- 2.4. Osmoregulation and ion balance – Freshwater, brackish water and marine teleosts; kidney and Salt balance
- 2.5. Fish migration, migratory mechanisms, mating, and parental care.

### UNIT III - Fish Biology

15 Hrs

- 3.1. Skeletal system - skull, splanchnocranium, jaw suspension and vertebral column.
- 3.2. Digestive system – Digestive tract, enzymes and digestion.
- 3.3. Respiratory mechanism – Respiratory gills and lungs.
- 3.4. Circulatory system – Heart and accessory pumps.
- 3.5. Excretory system – Excretory organs and excretion.

### UNIT IV - Fish biology and Embryogenesis

15 Hrs


- 4.1. Nervous system- Central nervous system, brain and peripheral nervous system.
- 4.2. Sense organs – Olfactory, taste buds, touch receptors, photoreceptors, lateral line and internal Ear.
- 4.3. Endocrine system – Pituitary gland, urohypophysis, adrenal gland, gonads, and thyroid gland.
- 4.4. Reproductive system- Male and female reproductive organs; role of hormones.
- 4.5. Embryogenesis - Early development and post embryonic development.


#### PRACTICALS:


1. Morphometric identification of fishes.
2. Meristic characters of fishes.
3. Dissection and preparation of permanent slides of scales.
4. Isolation of pituitary gland.
5. Identification of fish developmental stages - egg, spawn, fry fingerling and adult.
6. Dissection of Weberian ossicles.
7. Dissection of digestive system.
8. Dissection of reproductive system.
9. Sexual differentiation of fishes.
10. Determination of chlorides in heterosmotic media.

#### Books:

1. Textbook of Fish Biology & Indian Fisheries Rahul P Parihar
2. A Text Book of Fish Biology and Fisheries by S S Khanna and H R Singh,
3. Handbook of Fish Biology and Fisheries,( Vol I & II) by Paul J. B. Hart and John D. Reynolds
4. Fish Biology by, C B L Srivastava.
5. Fauna of British India, including Ceylon & Burma – by Francis Day.
6. Indian Fishes and Fisheries – Jhingran.
7. Introduction to Fish Physiology – Dr. Lynwood S. Smith
8. An Introduction to fishes – S. S. Khanna
9. Ichthyology – K.F. Lagler, John F., Bardach, R. R. Miller and D. R. May Passino

  
**Dean**  
Faculty of Science and  
Computer Science  
TELANGANA UNIVERSITY  
ZAMABAD-503 322 (T.S)

  
**Chairman**  
Board of Studies  
Department of Zoology  
Telangana University  
Dichpally, Nizamabad-503322

  
**HEAD**  
DEPARTMENT OF ZOOLOGY  
SOUTH CAMPUS (BTS), BHIKNOOR  
TELANGANA UNIVERSITY  
KAMAREDDY-503102

Semester - III

Core Paper

**PAPER II - SERICULTURE**

**UNIT I - Introduction**

15 Hrs

- 1.1 Introduction - Sericulture as an agro industry
- 1.2 Mulberry cultivation - Varieties of Mulberry, Agroclimatic conditions for Moriculture, Agricultural practices - Tilling & systems of Planting, intercultivation. Mulching, Pruning, Manuring, Harvesting and Preservation of leaves.
- 1.3 Diseases of Mulberry and their management - Bacterial diseases, viral diseases, Fungal diseases
- 1.4 Mineral deficiency diseases and their management
- 1.5 Insect Pests of Mulberry and their management

**UNIT II - Biology of silk worms and food plants**

15 Hrs

- 2.1. Biology, food plants and culture of mulberry (*Bombyx*) and non mulberry Silkworms (tasar, eri & muga)
- 2.2. External morphology of silkworm - egg, larva, pupa & adult
- 2.3. Internal morphology of silkworm - Digestive, respiratory, nervous, excretory and reproductive Systems
- 2.4. Morphology and anatomy of silk glands.
- 2.5. Properties and composition of silk.

**UNIT III - Silkworm rearing**

15 Hrs

- 3.1 Rearing House and rearing appliances.
- 3.2 Environmental conditions for silkworm rearing.
- 3.3 Rearing of early stages (Chawki rearing) and late stages of silk worms.
- 3.4 Mounting and harvesting of silkworm cocoons.
- 3.5 Silkworm diseases and pests.

**UNIT IV - Harvesting technology**

15 Hrs

- 4.1 Transport of cocoons to the cocoon markets.
- 4.2 Commercial characters of cocoons, defective cocoons and price fixation
- 4.3 Reeling technology – mulberry and vanya silk rearing.
- 4.4 Seed technology – Grainage, DFLs.
- 4.5 By-products- types and uses.

**PRACTICALS:**

1. Rearing appliances
2. Study of life history of silkworm by rearing.
3. Identification of different types of silk worms - Mulberry, Tasar, Eri and Muga
4. Identification of defective cocoons
5. Sex differentiation of larva, pupa and adult silkworms
6. Preparation of permanent slides of mouth parts, spiracles and appendages of larva
7. Dissection of silk glands of the silk worm larva
8. Dissection of digestive and nervous systems in the larva
9. Dissection of reproductive organs in the adults moths
10. Calculation of Shell Ratio.
11. Visit to the Cocoon market.
12. Visit to the Reeling Centre and Grainage Units

**Books recommended:**

1. FAO Manuals
2. Ullal and Narasimhanna: Hand Book of Practical Sericulture
3. Manjeet Singh Jolly: Appropriate Sericulture Techniques
4. CSB Bulletins of Sericulture
5. Ganga and Sulochana Shetty: An Introduction to Sericulture
6. NCERT Manuals of Sericulture

Dean

Faculty of Science and  
Computer Science  
TELANGANA UNIVERSITY  
KAMAREDDY-503 322 (T.S)

Chairman

Board of Studies

Department of Zoology  
Telangana University  
Dichpally, Nizamabad-503322

HEAD

DEPARTMENT OF ZOOLOGY  
SOUTH CAMPUS (BTS), BHIKNOOR  
TELANGANA UNIVERSITY  
KAMAREDDY-503102

Semester - III

Elective I

**PAPER III - FISHERIES - I**

**UNIT I – Introduction to Fisheries**

15 Hrs

- 1.1 History of fisheries, perspectives and prospects of Indian fisheries.
- 1.2 General account of systematic classification of fishes.
- 1.3 Classification of fisheries.
- 1.4 Fisheries resources and management.
- 1.5 Fishery economics.

**UNIT II – Ecology of Water Bodies**

15 Hrs

- 2.1 Ecology of lentic and lotic ecosystems.
- 2.2 Ecosystem energetic, trophodynamics and ecological productivity.
- 2.3 Physico-chemical characteristics of freshwater, brackishwater and Marine water.
- 2.4 Dynamics of fish population- fecundity, recruitment and harvesting.
- 2.5 Aquatic pollution and its impact on fisheries, eutrophication.

**UNIT III – Biology of Cultivable Organisms and Culture Systems**

15 Hrs

- 3.1 Criteria for selection of fish species for culture.
- 3.2 Biology of Indian and exotic major carps.
- 3.3 Biology of cultivable prawns and crabs.
- 3.4 Biology of cultivable mollusks, oysters and echinoderms.
- 3.5 Culture systems of fishes, prawns and crabs: open, closed, semi intensive and intensive.

**UNIT IV – Fishing Crafts, Gears and Fish Biotechnology**

15 Hrs

- 4.1 Fishing Crafts – Non-mechanized and mechanized vessels and maintenance of boats.
- 4.2 Fishing Gears – Gear material, gear making, accessories; types of gear and their Preservation.
- 4.3 Cryopreservation; transgenic fish; fish genomics – chromosomal mapping, inbreeding genetic markers.
- 4.4 Sex reversal; monosex culture; hybridization.
- 4.5 Fish processing and preservation; fish by-products and value added products.

**PRACTICALS**

- 1 Water analysis- pH, dissolved oxygen, total alkalinity, Salinity, calcium, magnesium, nitrates, nitrites, phosphates, total dissolved solids, Suspended solids, turbidity.
- 2 Soil analysis – pH, total alkalinity, electric conductivity, C/N ratio.
- 3 Identification of fishing crafts and gear models.
- 4 Fabrication of nets.

**Suggested Books**

- 1 Water quality criteria for fresh water fish. Albastor, J. S. and Lloyd, R. Butterworth Scientific.
- 2 Fish and Fisheries of India – Jhingran, V. G. Hindustan Publishing Corporation New Delhi.
- 3 The fishes of India – Francis. Day. Vol. I & II, New Delhi – CSIR.
- 4 The freshwater fishes of Indian Region – Jayaram, KC. Narendra Publishing house, New Delhi.
- 5 Prawns and prawn fisheries – Kurian, C.V. and Sebastian, V. O. Hindustan Publishing Corporation, New Delhi.
- 6 A manual of freshwater aquaculture – Santhanam, R. Sukllnaran. N. Natarajan Oxford and IBH Publishing Company, New Delhi.
- 7 Freshwater aquaculture – Rath, R. K. Scientific Publishers, Jodhpur.
- 8 Text book of fish culture, breeding and cultivation of fish – MareelHuet, Fishing News Books.
- 9 Aquaculture development, processes and prospects – TVR Pillaay Fishing news books.
- 10 Aquaculture – John, E. Bardach, John H. Ryther, W.O. Mclamey, John Willey and Sons, New York.
- 11 Fish Ecology – RJ. Wotton, Dalckie, Chapman and Hall, New York.
- 12 Environmental stress and fish diseases – Wedemeye, G. A. Narendra. Publishing House.
- 13 Diseases of fishes – C. Vandujn, Narendra Publishing House, New Delhi.
- 14 Aquaculture Principles and Practices by T. V. R. Pillay.

**Dean**

Faculty of Science and  
Computer Science  
TELANGANA UNIVERSITY  
NIZAMABAD-503 322 (T.S.)

**Chairman**

**Board of Studies**

Department of Zoology  
Telangana University  
Dichpally, Nizamabad-503322

**HEAD**

DEPARTMENT OF ZOOLOGY  
SOUTH CAMPUS (BTS), BHIKNOG.  
TELANGANA UNIVERSITY  
KAMAREDDY 503400

Semester - III  
Elective II

**PAPER IV - PARASITOLOGY - I**

**UNIT-I: Morphology, Anatomy and Classification**

15 Hrs

- 1.1 An overview and classification of Monogenea, Aspidogastrea, Digenea and Cestoda.
- 1.2 Ultra structure and function of tegument.
- 1.3 Digestive system, feeding and mechanism of digestion.
- 1.4 Excretory system, paranephridial system and lymphatic system.
- 1.5 Nervous system and its mechanism; sense organs and its functions.

**UNIT-II: Reproduction, Ecology and Evolution**

15 Hrs

- 2.1 Reproductive system, egg shell formation, types of eggs, and morphology of larval forms.
- 2.2 Population concept, factors regulating population, dispersion concept.
- 2.3 Origin and evolution of Monogenea, Aspidogastrea, Digenea & Cestoda.
- 2.4 Helminth's host specificity and its breakdown.
- 2.5 Host – parasite interactions and their significance; the role of helminthes as vectors of microbial infection.

**UNIT-III: Trematode and Cestode Diseases**

15 Hrs

- 3.1 Trematode and Cestode parasites of humans; Morphology, life cycle, pathogenicity, diagnosis, treatment, and control measures of *Clonorchis sinensis*, *Fasciolopsis buski*, *Hymenolepis nana* And *Echinococcus granulosus*.
- 3.2 Helminthes of livestock with emphasis on *Fasciola hepatica* and *Moniezia* spp.
- 3.3 Life cycle and pathogenicity of Trematode parasites - *Dactylogyrus* spp. and *Gyrodactylus* spp.
- 3.4 Life cycle and pathogenicity of Cestode parasites - *Diplostomum* spp. *Sanguinicola inermis*.
- 3.5 General account of Trematode and Cestode parasites of wild animals with emphasis on *Dicrocoelium dendriticum* and *Echinococcus multilocularis*.

**UNIT -IV: Adult metabolism, Antihelminthics and Immunology**

15 Hrs

- 4.1 Carbohydrate metabolism - Glycolysis (EMP-pathway), CO<sub>2</sub> fixation, PK/PEPCK branch point, malate dismutation; role of TCA cycle, Electron Transport chain - oxidation.
- 4.2 Protein composition and metabolism-Amino acid catabolism, transamination.
- 4.3 Lipid composition and metabolism-fatty acid metabolism and role of  $\beta$  oxidation.
- 4.4 Immunity to schistosomiasis and fascioliasis; evasion of immunity and molecular mimicry.
- 4.5 Role of arthropods and molluscs in spreading of helminth diseases.

**PRACTICALS:**

1. Collection, fixation, and staining techniques of permanent whole mount preparations and Identification of Monogeneans, Digeneans, Aspidogastreae and Cestode (Host Fishes, water Snakes, birds, sheep, goat and cattle viscera).
2. *Fasciola* smear preparation, staining and study for eggs & concentration.
3. Collection and examination of infective larvae from intermediate hosts, snails, Micro crustaceans (*Cyclops*, *Gammarus* etc., fishes).
4. Effect of light, and temperature on the emergence of cercaria.
5. Estimation of total proteins, carbohydrates and lipids in helminthes.
6. Measurement of infection: Prevalence, density, intensity and index of helminth parasites.

**Reference books:**

1. Animal parasitology – J. D. Smyth (Cambridge Univ. Press., 1976).
2. Foundations of parasitology 6 ed. – L. S. Roberts & J. Janovy Jr (McGraw Hill Publ., 2000).
3. Parasitism – A. O. Bush, J.C. Fernandez & J. R. Seed (Cambridge Univ. Press, 2000).
4. Helminthology – Eds. N. Chaudhury & I. Tada (Narosa Publ. House, 1994).
5. Helminthes, Arthropods, & Protozoa of domesticated animals 6 ed. – E.J.L Soulsby (ELBS, 1976).
6. Introduction to parasitology – B.E. Matthews (Cambridge Univ. Press. 1998).
7. The physiology of Trematodes – J.D. Smyth & D. W. Halton (Cambridge Univ. Press, 1983).
8. The physiology and Biochemistry of Cestodes – J.D. Smyth & D.P. MEmanus, (Cambridge Univ.Press, 1989).

9. T.B.Fish Diseases – (Tr.) – D.A. Convoy & R.L. Herman (narendra Publg. House, 1997).
10. Hand book of Medical Parasitology – V. Zaman & L. H. Keong (K.C. Ang publishing Pvt. Ltd., 1989).
11. T.B. Medical parasitology – P. Chakraborty (New Central Book Agency, 2004).
12. Ecological Animal Parasitology – C. R. Kennedy (Black well Scientific Publ., 1975).
13. Infectious Diseases of fish – S. Egusa (Oxonian Pvt. Ltd., New Delhi, 1978).
14. A.T.B. of Parasitology 2 ed. – S. S. Kekar & R.S. Kelkar (Bomby popular Prakshan, 1993) .



**Dean**  
Faculty of Science and  
Computer Science  
TELANGANA UNIVERSITY  
NIZAMABAD-503 322 (T.S)



**Chairman**  
Board of Studies  
Department of Zoolozy  
Telangana University  
Dichpally, Nizamabad-503322



**HEAD**  
DEPARTMENT OF ZOOLOGY  
SOUTH CAMPUS (BTS), BHIKNOG  
TELANGANA UNIVERSITY  
NIZAMABAD-503 322



# SEMESTER - IV

Core Paper

## PAPER - I: ANIMAL BIOTECHNOLOGY

### UNIT I - Introduction and Animal Improvement

15 Hrs

- 1.1 Introduction to biotechnology- scope, importance and its applications.
- 1.2 Mammalian reproductive systems and gametogenesis.
- 1.3 *In vitro* fertilization and embryo transfer; ICSI, sperm sexing.
- 1.4 Cryopreservation, cryoprotection and gamete banking.
- 1.5 Biotechnology in improvement of live stock herds and breeding selected traits.

### UNIT II - *In vitro* culture of cells and tissues

15 Hrs

- 2.1 Cell culture - Equipment and materials for cell culture technology, principle of sterile techniques and cell propagation, primary and established cell line cultures.
- 2.2 Mammalian cell lines & their characteristics.
- 2.3 Basic techniques of mammalian cell culture *in vitro*, disaggregating of tissue and primary culture, maintenance of cell culture, cell separation.
- 2.4 Tissue culture system – cell tissue fragment, organ and embryo cultures, merits and demerits.
- 2.5 Scaling-up of animal cell culture, cell synchronization, cell cloning, micromanipulation, Cell transformation.

### UNIT III - Production of recombinant organisms and transgenic animals

15 Hrs

- 3.1 Cloning of mammals.
- 3.2 Transgenic animals; creation of transgenic mice, retroviral vector method, Microinjection, embryonic stem cell method – short gun, electroporation, lipofection, microinjection.
- 3.3 Production of other transgenic animals – cattle, sheep, pigs and fish.
- 3.4 Large scale culture and production from genetically engineered animal cell culture
- 3.5 Large scale culture and production from recombinant microorganisms –Downstream processing.

### UNIT IV - Application of Biotechnology

15 Hrs

- 4.1 Medical biotechnology – Application of RFLP in forensic science, hybridoma technology And production monoclonal antibodies.
- 4.2 Environmental Biotechnology - Bioassay, biosensors in ecotoxicological screening; Bioleaching of metals by microorganisms; Bioabsorption of metals by bacteria.
- 4.3 Insecticide development – biopesticides; *Bacillus thuringiensis* – mode of action of toxin, toxin gene isolation and engineering of *B. thuringiensis*.
- 4.4 Biotechnology of aquaculture - sex reversal in fish and sterile fish culture.
- 4.5 Use of animals as bioreactors; Knock out model systems and their utility.


### PRACTICALS


- 1 Preparation of culture media: a) Bacteria; b) Fungi
- 2 Methods of cultivating Bacteria and Fungi
- 3 Isolation and characterization of microbes useful in fermentation.
- 4 Staining Techniques for microbes:  
a) Gram's staining; b) Spore & Capsule staining; c) Acid-fast stain; d) Fungal stains
- 5 Determination of microbial Growth Curve.
- 6 Antibiotic sensitivity test.
- 7 Yield estimation in fermentations products: a) *Aspergillus niger*-citric acid; b) *Lactobacillus* – Lactic acid from curd; and c) *Saccharomyces cerevisiae* (Yeast) Alcohol
- 8 Microbial evaluation of stored foods from plant/animal origin for contaminants/toxins.
- 9 Visit to Quality Control Labs.

### Suggested Books

- 1 Culture of Animal cells. R. Ian Freshney, Wiley Liss.
- 2 Animal Cell culture – Practical Approach – Ed. John R W Masters, Oxford.
- 3 Animal Cell Biotechnology, 1990 – Speir, RE and Griffith, JB, Academic Press.
- 4 Molecular Biotechnology – Glick & Pasternock.
- 5 Gene manipulation – Old & Primrose.
- 6 Biotechnology – S. Mitra.

  
**Dean**  
Faculty of Science and  
Computer Science  
TELANGANA UNIVERSITY  
NIZAMABAD-503 322 (T.S)

  
**Chairman**  
Board of Studies  
Department of Zoology  
Telangana University  
Dichpally, Nizamabad-503322

  
**HEAD**  
DEPARTMENT OF ZOOLOGY  
SOUTH CAMPUS (BTS), BHIKNOOR  
TELANGANA UNIVERSITY  
KAMAREDDY-503102

**Semester - IV**  
**PAPER II - ENDOCRINOLOGY**

**UNIT I – Chemical and Neural Integration**

**15 Hrs**

- 1.1 Scope and position of endocrinology.
- 1.2 Concept of neurohumors and neurotransmitters.
- 1.3 Characteristics of neural and hormonal integration, neuro-endocrine mechanism.
- 1.4 Hormones as chemical messengers; Regulation of hormone secretions.
- 1.5 Concept of internal environment and homeostasis.

**UNIT II - Endocrine Glands and their Hormones**

**15 Hrs**

- 2.1 Invertebrate endocrine system – Hormones and their functions (Coelenterata and Annelida).
- 2.2 Invertebrate endocrine system – Hormones and their functions (Arthropoda and Echinodermata).
- 2.3 Hypothalamus and its secretions.
- 2.4 Vertebrate endocrine glands – Structure, hormones and functions of pituitary, thyroid, parathyroid and thymus.
- 2.5 Vertebrate endocrine glands – Structure, hormones and functions of adrenal, pancreas, Pineal, gastro-intestinal tract and gonads.

**UNIT III - Chemistry of Hormones and Mechanism of Hormone Action**

**15 Hrs**

- 3.1 Classification of hormones.
- 3.2 Biosynthesis of release and transport of amino acid derivatives.
- 3.3 Biosynthesis and transport of peptide and steroid hormones.
- 3.4 Membrane bound and intra cellular receptors.
- 3.5 Mechanism of action of amino acid derivatives, peptide and steroid hormones.

**UNIT IV - Clinical and Applied Endocrinology**

**15Hrs**


- 4.1 Obesity – Role of hormones and its metabolic complications – The role of Adipokines  
Insulin Resistance and Dyslipidemia.
- 4.2 Hormones in IVF, pregnancy testing, and Amniocentesis.
- 4.3 Clinical disorders of male and female gonads.
- 4.4 Pheromones in applied endocrinology; Induced breeding in fish.
- 4.5 Hormones in Sericulture and Apiculture.

**PRACTICALS:**

- 1 *In situ* demonstration of endocrine glands of rat.
- 2 Histology slides of Endocrine glands - Pituitary, Thyroid, Parathyroid, Thymus, Adrenal, Pancreas, Ovary & Testis, and Uterus.
- 3 Effect of Eye Stalk ablation on Blood Glucose levels in Crabs.
- 4 Identification of Gonadotrophin in Human urine samples.
- 5 Effect of thyroxin and thiourea (antithyroid agent) on oxygen consumption in fish.
- 6 Effect of parathormone on serum calcium levels in Rat.
- 7 Effect of insulin and adrenalin on blood glucose levels in Rat.

**Suggested Books**


- 1 Comparative Endocrinology of Invertebrates by Highman and Hill.
- 2 Comparative Vertebrate Endocrinology by P.J.Bentley, Cambridge Univ. Press.
- 3 General and Comparative Endocrinology by E.J.W. Barrington, Oxford Clarendon Press
- 4 Endocrinology Vol.1-3 by DeGroot L.J.et.al.
- 5 Text Book of Endocrine Physiology by C.R.Martin, Oxford Univ.Press, New York.
- 6 Text Book of Endocrinology by Turner and Bangnara (W.B.Sanders).
- 7 Vertebrate Endocrinology by Mc.Hadley.
- 8 Text Book of Comparative Endocrinology by Gorbman A, and Bern H.A., John Harley and Sous, New York.
- 9 Essential Endocrinology by JoenLaycock and Peter Loise Oxford Univ. Press.
- 10 A Text Book of Medical Physiology by ArthrumaC.Gnyton.
- 11 Text Book of Endocrinology by R.H.Williams (W.B.Saunders).



**Dean**  
Faculty of Science and  
Computer Science  
KAMAREDDY-503 322 (T.S)



**Chairman**  
Board of Studies  
Department of Zoology  
Telangana University  
Dichpally, Nizamabad-503322



**HEAD**  
DEPARTMENT OF ZOOLOGY  
SOUTH CAMPUS (BTS), BHIKIN  
TELANGANA UNIVERSITY,  
KAMAREDDY-503102

Semester IV

Elective I

**PAPER - III: FISHERIES - II**

**UNIT I - Seed Production Technology**

15 Hrs

- 1.1 Fish and prawn seed resources in India.
- 1.2 Collection of seeds from natural resources and transportation of seeds.
- 1.3 Advanced techniques in seed production - Induced breeding methods in fishes and Prawns.
- 1.4 Bundh breeding, brood stock management.
- 1.5 Hatcheries – Types, construction and management of hatcheries.

**UNIT II - Pond and Reservoir Management**

15 Hrs

- 2.1 Site selection, design and construction of aquafarms.
- 2.2 Pre-stocking pond management – Aquatic weeds, insects and their control.
- 2.3 Farm Management - Nursery, rearing and stocking ponds.
- 2.4 Reservoir ecosystem.
- 2.5 Reservoir fisheries and their management.

**UNIT III - Feed and Health Management**

15 Hrs

- 3.1 Feed management – Feeding habits of cultivable fishes; nutritional requirements, supplementary feeding.
- 3.2 Live feed – Fish food organisms, culture of plankton; significance of plankton in Aquaculture.
- 3.3 Health management of fishes – Parasitic and non-parasitic diseases and their control.
- 3.4 Health management of prawns – Parasitic and non-parasitic diseases and their control.
- 3.5 Disease diagnosis and therapeutic methods.

**UNIT IV - Cultures and Integrated Farming**

15 Hrs

- 4.1 Composite fish culture; Sewage-fed, cage and pen cultures.
- 4.2 Air-breathing and ornamental fish culture.
- 4.3 Integrated fish cum agriculture – Paddy, Horticulture and *Azolla*.
- 4.4 Integrated fish cum livestock – Poultry, Piggery and Dairy.
- 4.5 Utilization of renewable energy resources and bio-gas slurry in aquaculture.


**PRACTICALS**


- 1 Identification of freshwater fishes.
- 2 Identification of Freshwater fish developmental stages.
- 3 Identification of freshwater prawns.
- 4 Identification of scampi developmental stages.
- 5 Identification of diseased fishes and prawns.
- 6 Analysis and identification of phyto- and zoo-planktons and benthos.
- 7 Culture of phyto- and zoo-planktons.
- 8 Separation of pituitary gland from fish
- 9 Demonstration of induced breeding technology.
- 10 Field trips to seed and rearing farms and submit an observation report (weightage of 10 Marks to be given to each candidate).

**Suggested Books**

- 1 Water quality criteria for fresh water fish. Albastor, J. S. and Lloyd, R. Butterworth Scientific.
- 2 Fish and Fisheries of India – Jhingran, V. G. Hindustan Publishing Corporation New Delhi.
- 3 The fishes of India – Francis. Day. Vol. I &II, New Delhi – CSIR.
- 4 The freshwater fishes of Indian Region – Jayaram, KC. Narendra Publishing house, New Delhi.
- 5 Prawns and prawn fisheries – Kurian, C.V. and Sebastian, V. O. Hindustan Publishing Corporation, New Delhi.
- 6 A manual of freshwater aquaculture – Santhanam, R. Sukllnaran. N. Natarajan Oxford And IBHPublishing Company, New Delhi.
- 7 Freshwater aquaculture – Rath, R. K. Scientific Publishers, Jodhpur.
- 8 Text book of fish culture, breeding and cultivation of fish – MareelHuet, Fishing News Books.
- 9 Aquaculture development, processes and prospects – TVR Pillaay Fishing news books.
- 10 Aquaculture – John, E. Bardach, John H. Ryther, W.O. Mclamey, John Willey and Sons, New York.

  
**Dean**  
Faculty of Science and  
Computer Science  
LANGANA UNIVERSITY  
NIZAMABAD-503 322 (T.S)

  
**Chairman**  
Board of Studies  
Department of Zoology  
Telangana University  
Dichpally, Nizamabad-503322

  
**HEAD**  
DEPARTMENT OF ZOOLOGY  
SOUTH CAMPUS (BTS), BHIKNOOR  
TELANGANA UNIVERSITY  
KAMAREDDY-503102





Semester- IV  
Elective II

PAPER - IV: PARASITOLOGY - II

UNIT I - Protozoology

15 Hrs

- 1.1 Protozoan ecology, nutrition; population structure and kinetics.
- 1.2 Metabolic pathways in protozoa – carbohydrate, protein and lipids.
- 1.3 Antimetabolites analogs, inhibitors and transport phenomenon in protozoa.
- 1.4 Enzyme secretions and activity; nucleic acids composition and its synthesis.
- 1.5 Respiration in protozoa; nutritional requirements and nitrogen excretion.

UNIT II - General account and Taxonomy of Nematodes.

15 Hrs

- 2.1 History, scope and significance of nematodes.
- 2.2 Classification of nematodes up to family level with examples.
- 2.3 Functional anatomy – Structure of cuticle and cuticular modifications, Body wall, musculature and pseudocoelom.
- 2.4 Digestive system with special reference to oesophageal modifications and associated glands.
- 2.5 Excretory system, nervous system and sense organs of nematodes.

UNIT III - Morphology, Development, Life cycles and Pathology

15 Hrs

- 3.1 Reproductive system, types of eggs, embryology and development.
- 3.2 Life cycles, pathology, treatment of the gastrointestinal nematodes; tissue nematodes, epidemiology and geographical distributions of
  - a. *Strongyloides stercoralis*
  - b. *Ancylostoma duodenale*
  - c. Visceral larva migrans, dermatitis and pulmonary bronchitis.
  - d. *Dracunculus medinensis*, *Wuchereria bancrofti*, *Brugia malayi* and *Trichinella spiralis*.
- 3.3 Origin and evolution of animal nematode parasites and host interaction.
- 3.4 General account of entomophilic Nematodes – characteristics and classification.
- 3.5 Nematicides and their action, Nematode drug resistance.

UNIT IV - Acanthocephala

15 Hrs

- 4.1 Medical Acanthocephalans - general account, morphology, life cycle, clinical symptom, Pathogenicity, diagnosis, prophylaxis and treatment of the diseases caused by *Macracanthorhynchus hirudinaceus* and *Moniliformis moniliformis*.
- 4.2 The role of vectors in spreading of diseases in humans.
- 4.3 Host-parasite relationships and their immunological reactions.
- 4.4 Innate and acquired immune resistance.
- 4.5 Antihelminthic drug action and drug resistance.

PRACTICALS:


1. Collection of nematode parasites and acanthocephalan parasites, fixation, preparation of Permanent slides and their identification.
2. Hosts – cockroaches (invertebrate), fish (carps & catfishes), birds (fowl), and mammals (sheep And cattle).
3. Identification of nematode eggs and larval stages.
4. Blood smear preparation for the identification of *Plasmodium* spp.
5. Qualitative and quantitative estimation of carbohydrates, proteins and lipids in normal, infected tissues and parasites.
6. Ecology of parasites and biostatistical calculations of incidence, intensity, density and index of Infection of nematode parasites.

List of books:


1. Principles of nematology – by Chitwood B.G. and Chitwood M.B.
2. Nematode parasites of domestic animals and of man – by Levine Norman D Burgess publishing Co. Minneapolis.
3. The natural history of Nematodes by Pionar G.O., Prentice Hall, New Jersey.

  
Dean  
Faculty of Science and  
Computer Science  
TELANGANA UNIVERSITY  
Nizamabad-503322

Chairman  
Board of Studies  
Department of Zoology  
Telangana University  
Nizamabad-503322

  
HEAD  
DEPARTMENT OF ZOOLOGY  
SOUTH CAMPUS (BTS), BHIKNOOR  
TELANGANA UNIVERSITY  
KAMAREDDY-503102

4. The organization of nematodes by Croll N.A., Academic press.
5. The physiology of nematodes by Lee D. L. & At. Kinson, Columbia University Press, New York.
6. Agricultural Helminthology – Filipjev I. N.
7. General Parasitology by Cheng T.C.
8. Introduction to animal parasitology by J. D. Smith.
9. Entomophilic nematodes and their role as biological control of pest insects by George Poiner, Pub. INC Engle wood cliffs, New Jersey.
10. Parasitology by Noble & Noble.
11. Parasitology by K. D. Chatterjee.
12. Parasitology by Chandler.
13. Human Helminthology - by Faust.
14. Medical Zoology by Sobti



**Dean**  
Faculty of Science and  
Computer Science



**Chairman**  
Board of Studies  
Department of Zoology



**HEAD**  
DEPARTMENT OF ZOOLOGY  
SOUTH CAMPUS (BTS), BHILKINO  
ANGLO-ARABIC UNIVERSITY

TELANGANA UNIVERSITY, Nizamabad-503 322 (T.S.)  
Dichpally, Nizamabad-503322

**Telangana University**  
**Faculty of Science**  
**M. Sc Zoology Examination**  
**Semester: I/II/III/IV**  
**Paper: I/II/III/IV**

**Time: 3 hrs**

**Max Marks: 70**

**Section-A**

**I. Answer the following (5x4=20M)**

1. Unit-I
2. Unit-II
3. Unit-III
4. Unit-IV
5. Unit-I/II/III/IV

**Section-B**

**II. Answer the following (5x10=50M)**

1. A) or B) Unit-I
2. A) or B) Unit-II
3. A) or B) Unit-III
4. A) or B) Unit-IV
5. A) or B) Unit-I/II/III/IV



**Chairperson, BOS**  
**Microbiology**  
**Telangana University**  
**Dichpally, Nizamabad-503322**



**Faculty of Science and**  
**Computer Science**  
**TELANGANA UNIVERSITY**  
**NIZAMABAD-503 322 (T.S)**

\*\*\*\*\*



**Telangana University**  
**Faculty of Science**  
**M. Sc Zoology Internal Examination-I/II**  
**Semester: I/II/III/IV**  
**Paper: I/II/III/IV**

**Time: 30 Min**

**Max Marks: 30**

I. Choose the appropriate answer (Multiple Choice Questions) (10x1/2=5M)

II. Fill in the blanks (10x1/2=5M)

III. Answer the short questions (5X2=10M)

IV. Seminar (10M)

(Students seminars with power point presentations should be conducted separately for Internal assessment-I and II)

**Note:**

For Internal assessment-I, the questions must be from I and II units of the paper.

For Internal assessment-II, the questions must be from III and IV units of the paper.



**Chairperson, BOS**  
**Microbiology**  
**Telangana University**  
**Dichpally, Nizamabad-503322**



**Dean**  
**Faculty of Science and**  
**Computer Science**  
**TELANGANA UNIVERSITY**  
**NIZAMABAD-503 322 (T.S)**

\*\*\*\*\*